



WEEK ENDING 18TH JANUARY 2015

KEY POINTS

INFLUENZA AND INFLUENZA-LIKE ILLNESSES (ILI)

Summary: Influenza and non-influenza respiratory virus activity remain low and at inter-seasonal levels.

- ILI presentations to sentinel general practitioners (GPs) and emergency departments (EDs) remain low.
- Routine and sentinel detections of influenza virus remain low, with influenza A/H3N2 constituting the majority of subtyped viruses; influenza A/H1N1 and influenza B continue to co-circulate.
- Detections of non-influenza respiratory viruses were low.

GASTROENTERITIS

- Presentations to sentinel GPs remain elevated and above levels observed at this time in recent years. By contrast, gastroenteritis presentations to sentinel EDs decreased and are now close to baseline levels.
- Norovirus detections remain high but may be declining.

VARICELLA AND VIRAL RASHES

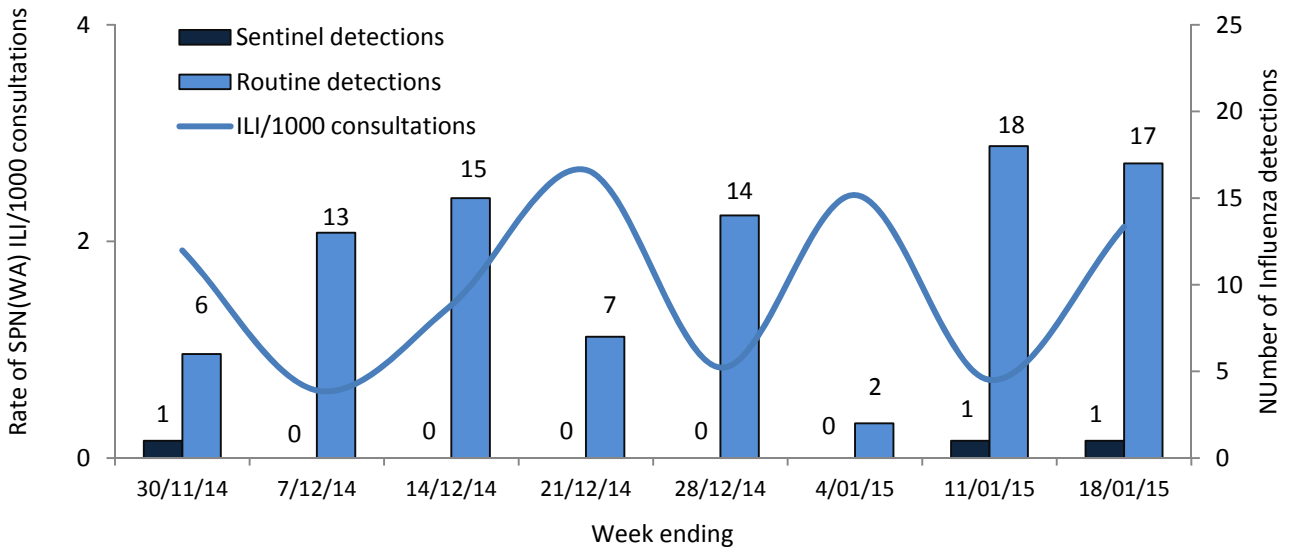
- Shingles and chickenpox presentations to sentinel EDs are currently at baseline levels. Shingles presentations to sentinel GPs are currently twice baseline levels.
- One case of overseas-acquired measles was confirmed, and two unrelated cases of mumps were reported, one acquired overseas and one linked to other cases in fly-in fly-out miners to the Pilbara. No cases of rubella were reported.

Current and archived issues of Virus Watch http://www.public.health.wa.gov.au/3/487/3/virus_watch.pm

Virus Watch is a weekly electronic publication by the Communicable Disease Control Directorate (CDCD) and key collaborators. It provides a brief summary of General Practice and Hospital Emergency Department sentinel surveillance data on influenza-like illness, gastroenteritis and varicella-zoster disease, together with relevant laboratory information, to alert health care workers in WA to important circulating viruses. General Practice data are collected by members of the Sentinel Practitioners Network of Western Australia - SPN(WA). Emergency Department data are provided by the Emergency Department Information System (EDIS), which incorporates data from the following hospitals: Royal Perth Hospital, Sir Charles Gairdner Hospital, Fremantle Hospital, Princess Margaret Hospital, King Edward Memorial Hospital, Bunbury Hospital, Armadale Hospital, Joondalup Health Campus, Swan District Hospital and Rockingham General Hospital. Viral laboratory data are obtained from PathWest laboratories at QEII Medical Centre and Princess Margaret Hospital for Children, as well as via notification data sent by all WA laboratories to CDCD, WA Department of Health. All figures and data were accurate at time of publication, but subject to change.

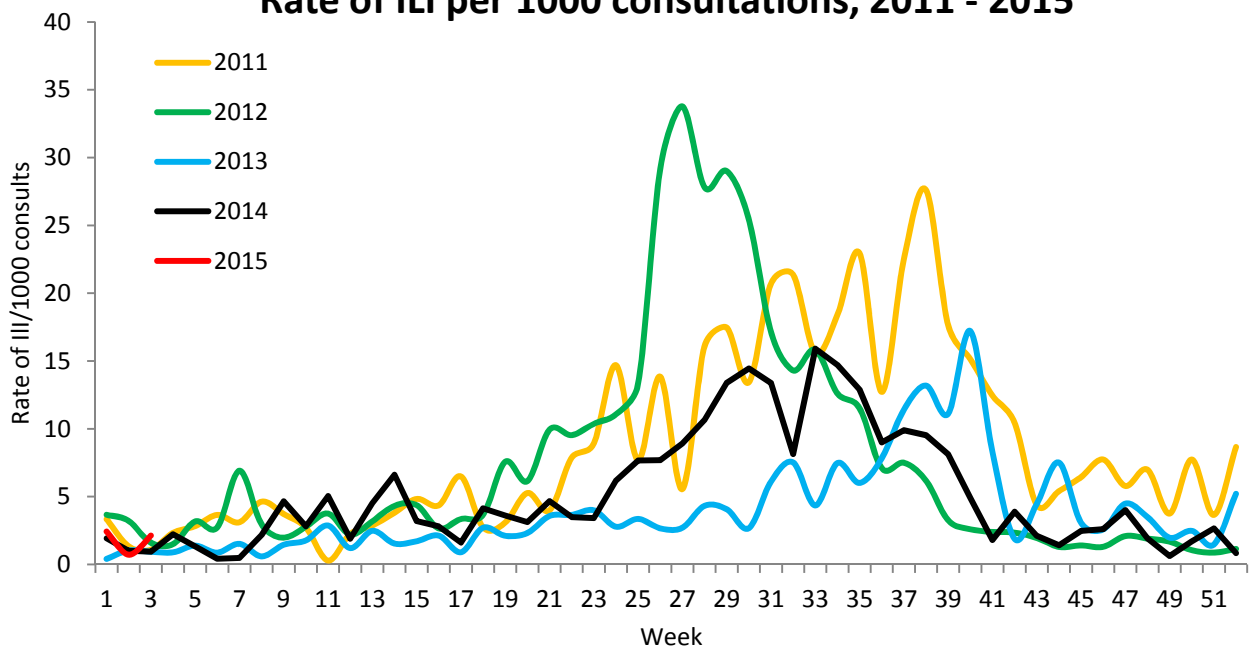
Influenza and Influenza-like Illnesses

Sentinel and Routine Influenza and Influenza-like-Illness detections



The rate of ILI seen at sentinel GPs continues to fluctuate between 0-3 ILI per 1,000 consultations. Of 171 routine specimens collected, 17 (9.9%) tested positive for influenza virus; 5 specimens were collected at sentinel GP sites, of which 1 (20%) tested positive for influenza virus.

Sentinel Practitioner Network of WA - GP surveillance Rate of ILI per 1000 consultations, 2011 - 2015

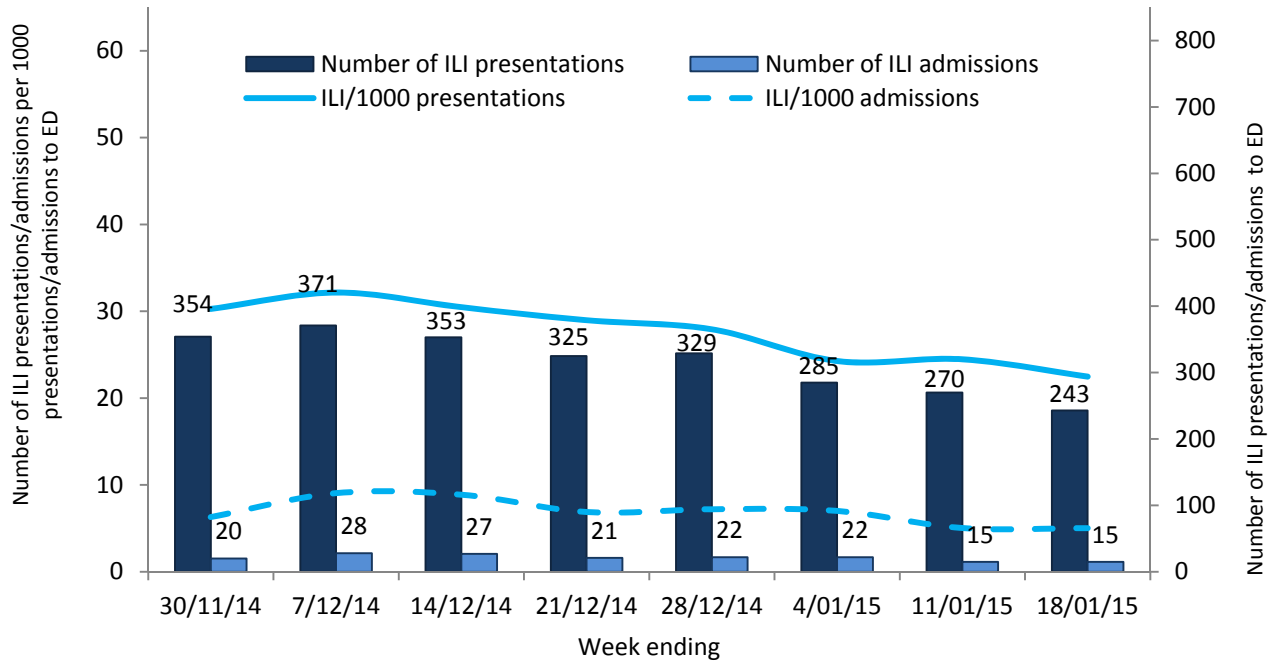


The rate of ILI presentations to SPN(WA) GPs remains low and is consistent with the rate of GP presentations during the same time period in recent years.



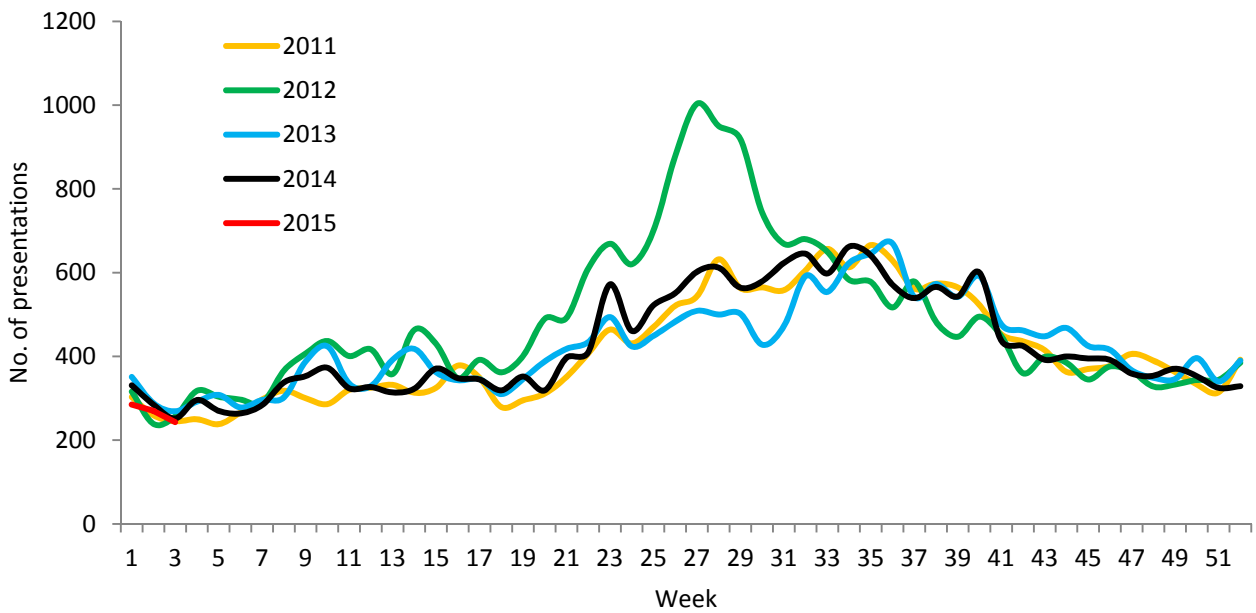
The following is a summary of current Emergency Department sentinel surveillance (EDSS) data for respiratory viral presentations.

Viral Respiratory ED Presentations and Admissions



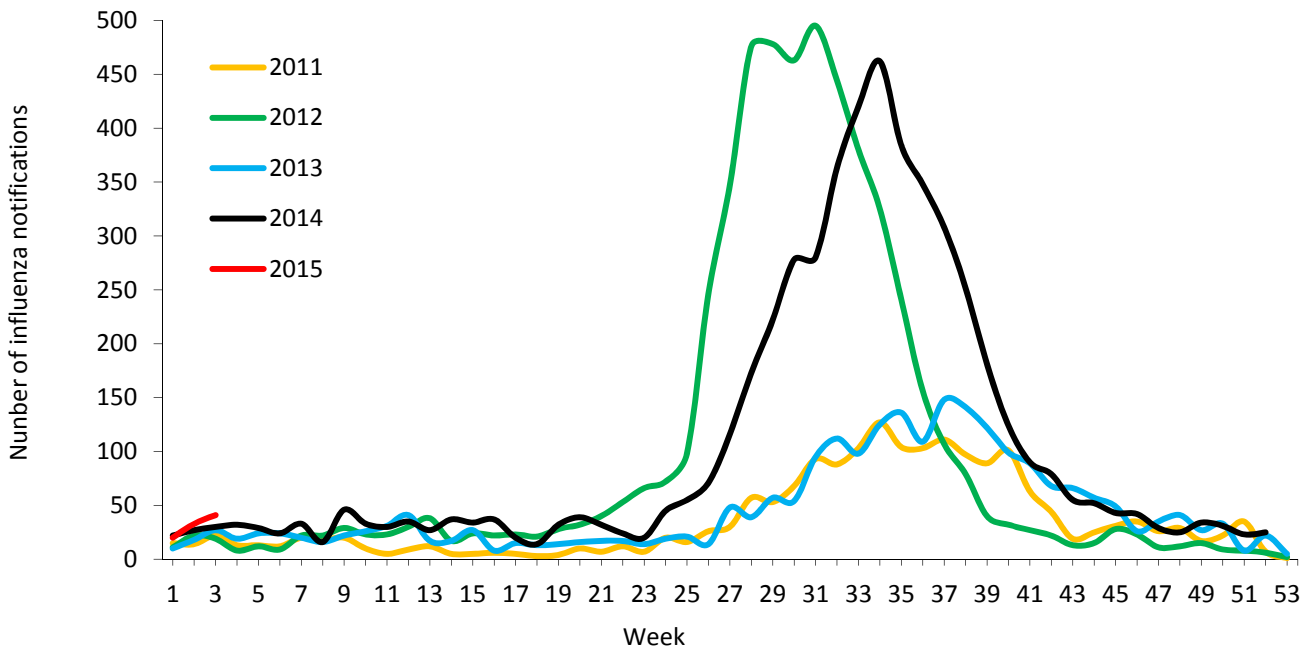
Presentations and admissions for viral respiratory illness to sentinel EDs remain low.

ED Respiratory Viral Presentations, 2011 - 2015



The number of respiratory viral presentations to sentinel EDs this week is low and consistent with inter-seasonal levels experienced in recent years.

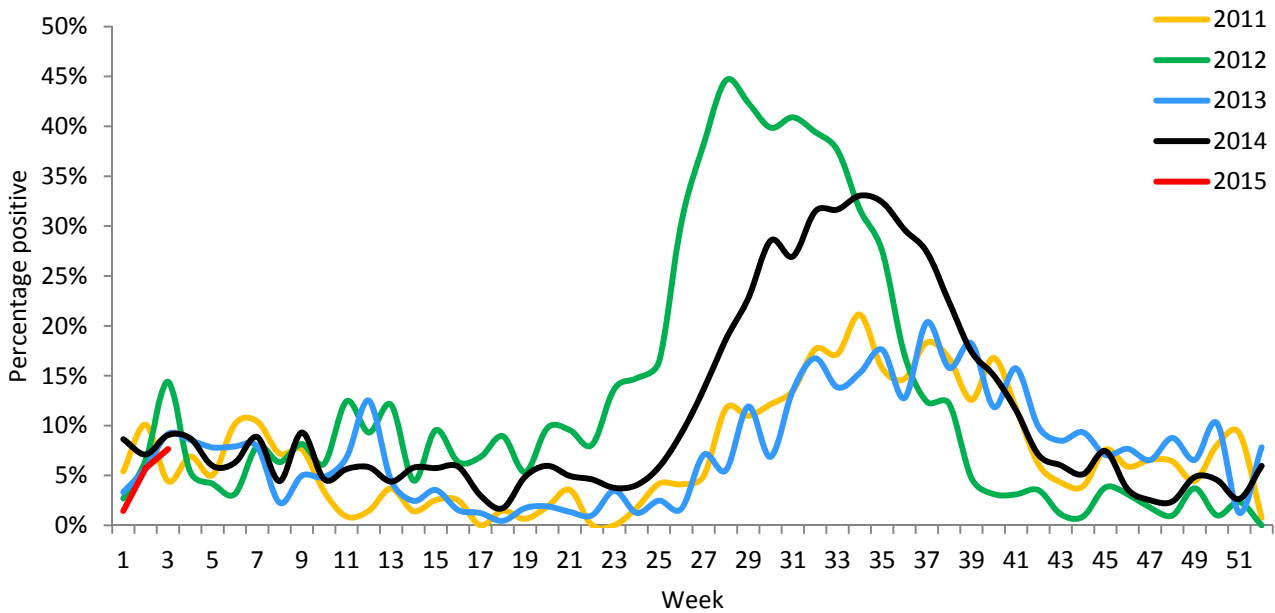
Influenza notifications in Western Australia by week, 2011 to 2015



Influenza notifications received by the Department of Health increased slightly this week (n=41 cases), but remain at inter-seasonal levels.

The graph is a summary of all influenza notifications received by the DoH, Western Australia to the end of the current reporting week, for which cases had date of symptom onset or specimen collection between 12/01/2015 and 18/01/2015.

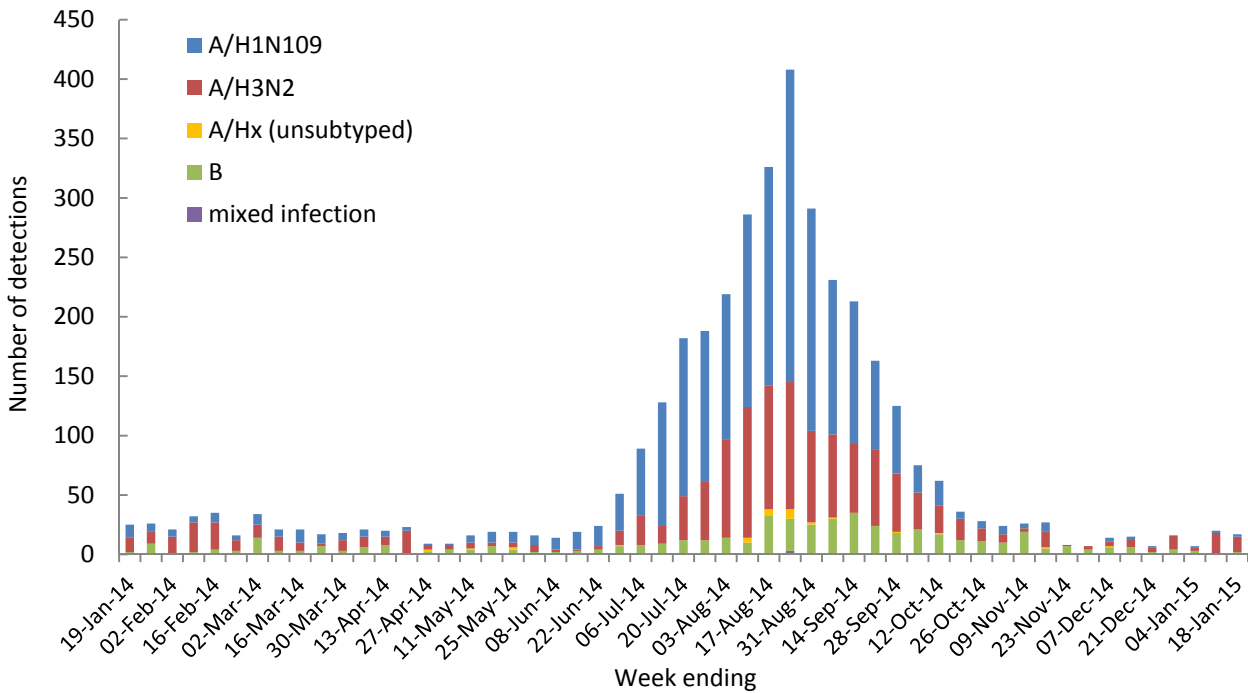
PathWest-QEII-PMH influenza percentage positive 2011- 2015



Among samples tested at PathWest this week, 7.6% were positive for influenza virus, which is in the mid-range of values seen during this time period in recent years.



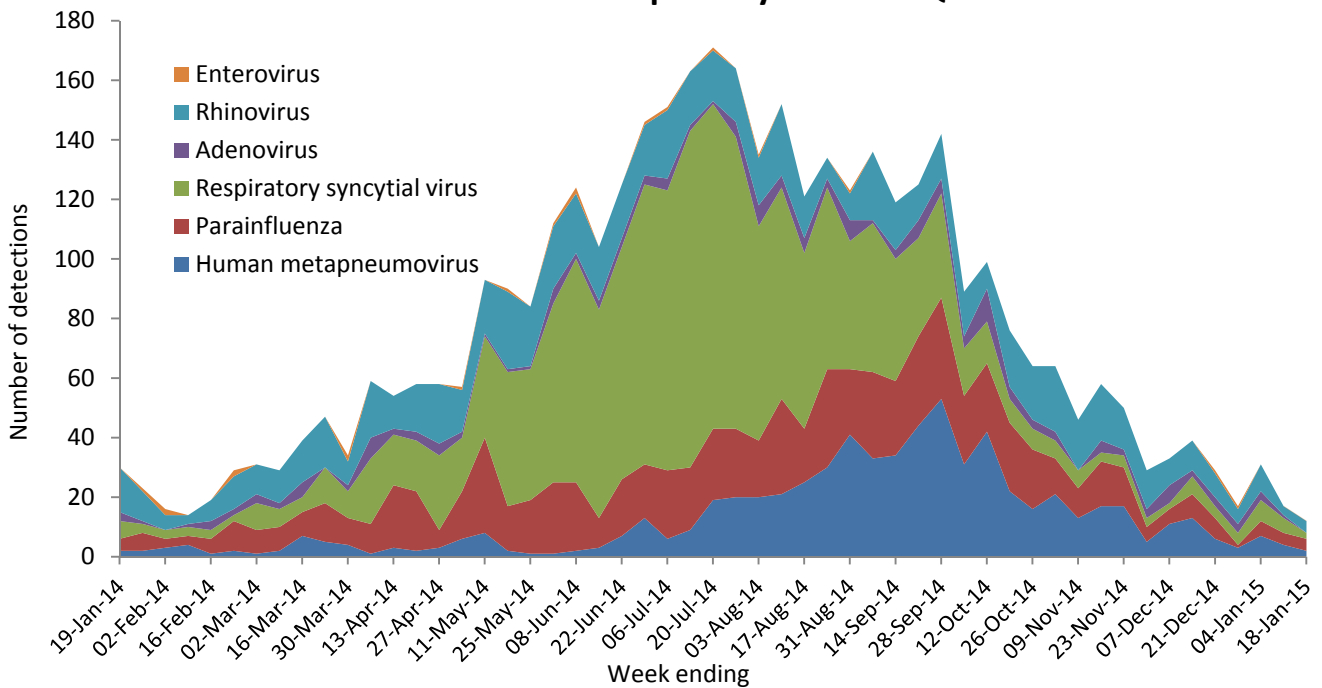
PathWest-QEII-PMH 2014-2015 all influenza subtypes



Seventeen influenza virus were subtyped by PathWest, QEII and PMH during this reporting week; 13 (76%) were influenza A/H3N2, 2 (12%) was influenza A/H1N1, and 2 (12%) was influenza B.

The graph is a summary of all samples that have been recorded as subtyped at PathWest QEII as of 12.01am Wednesday 21st January 2015. The number subtyped may not always correspond to the number of influenza detections.

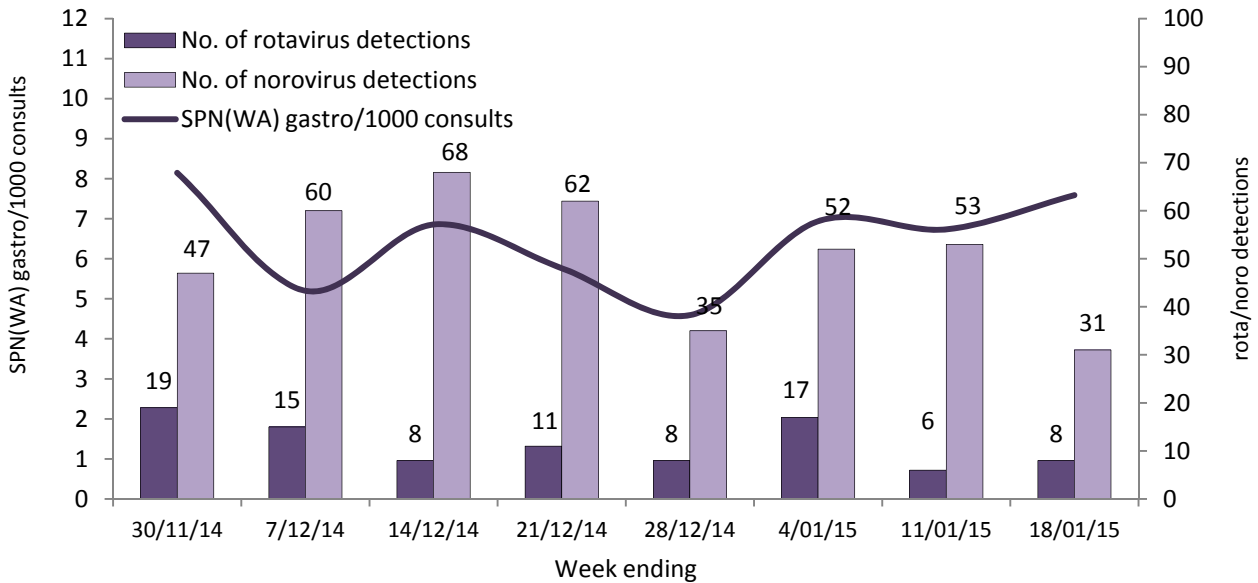
2014-2015 Non-influenza respiratory viruses - QEII and PMH



Non-influenza respiratory virus activity overall remains low.

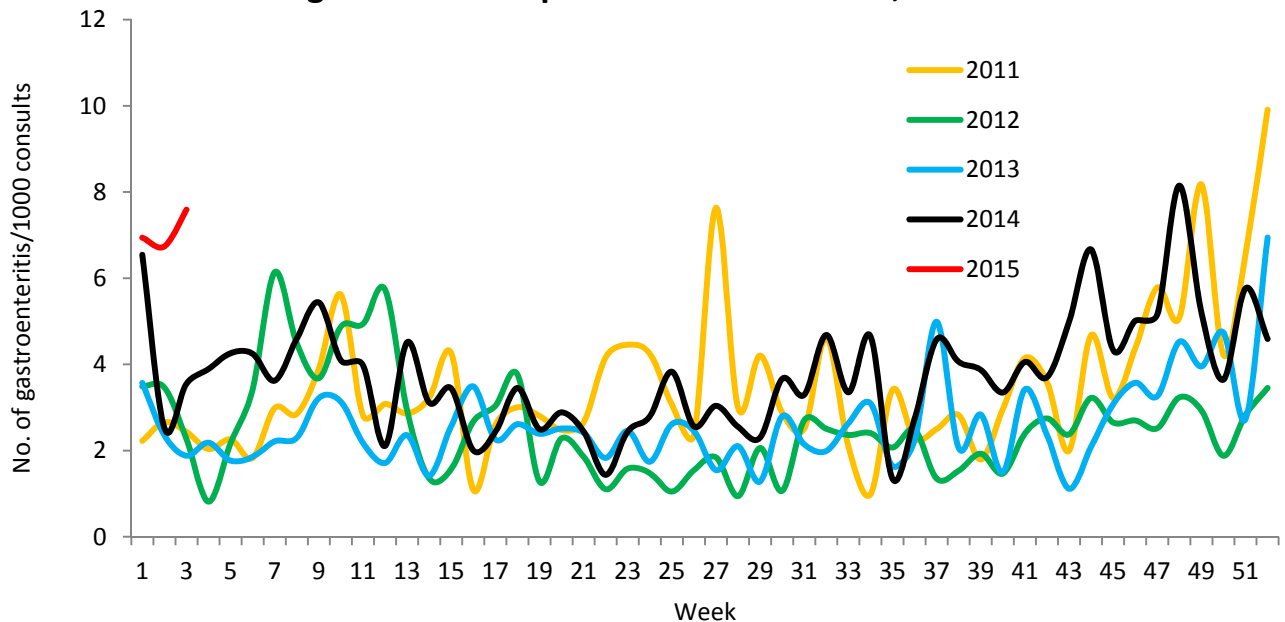
Gastroenteritis

Gastroenteritis GP Presentations



Gastroenteritis presentations to SPN(WA) GPs remain near 7 per 1,000 consultations this week. Norovirus detections appear to be decreasing from very high levels experienced in the latter part of 2014, and rotavirus detections are relatively steady.

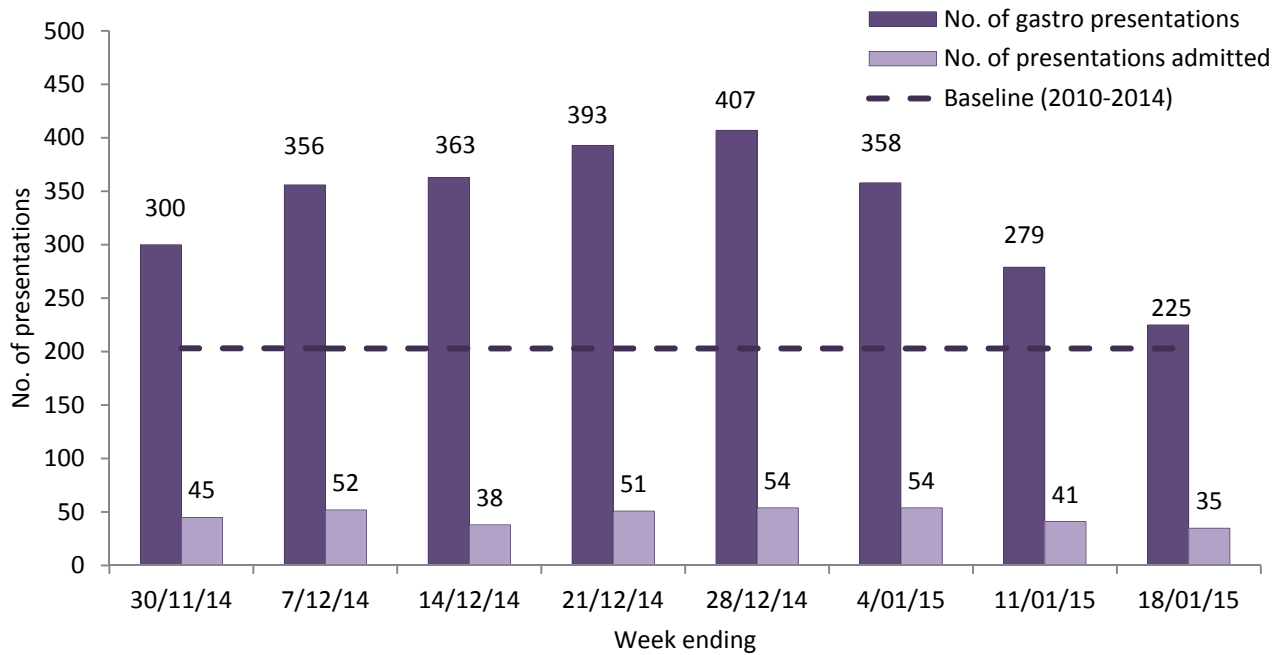
Sentinel Practitioner's Network of WA SPN(WA) - GP surveillance Rate of gastroenteritis per 1000 consultations, 2011 - 2015



The rate of gastroenteritis presentations to sentinel GPs remains higher than levels during the same time period in recent years.

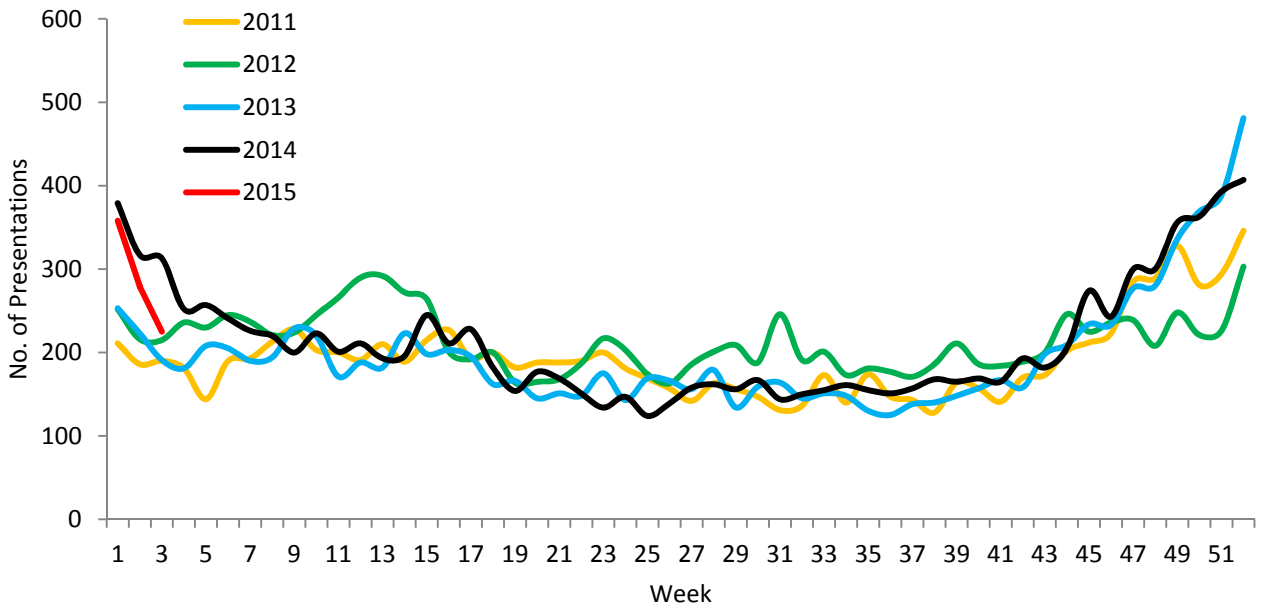
The following is a summary of current Emergency Department Sentinel Surveillance (EDSS) data for gastroenteritis presentations. Baseline levels for gastroenteritis presentations were calculated using the mean of weekly EDIS data from week 1, 2011 to week 52, 2014.

Gastroenteritis ED Presentations



Gastroenteritis presentations and admissions to sentinel EDs decreased but remain above baseline level.

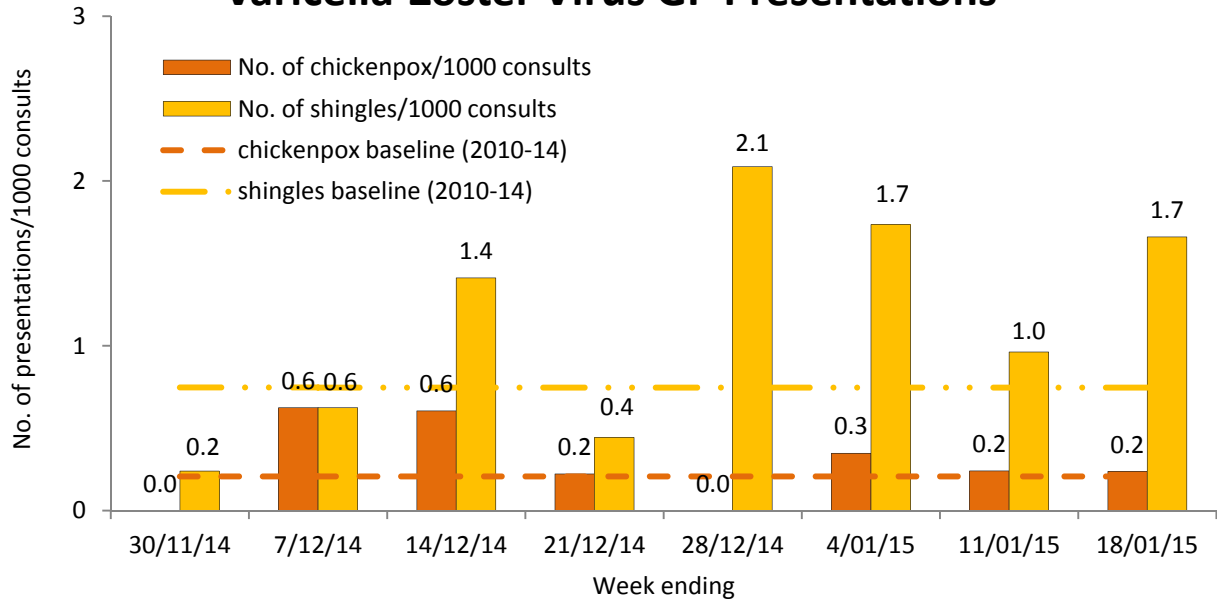
ED Gastroenteritis Presentations 2011 - 2015



The number of gastroenteritis presentations to sentinel EDs decreased this week and is now in the mid-range of presentations experienced at the same time period in recent years.

Viral Rashes

Varicella-Zoster Virus GP Presentations

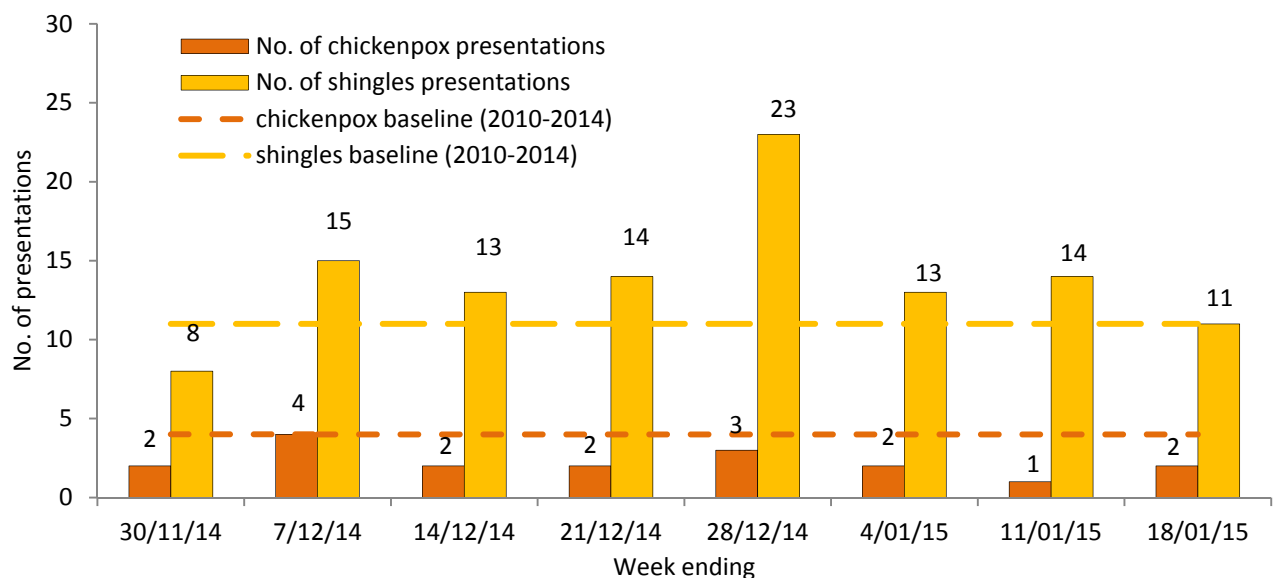


Shingles presentations to sentinel GPs increased above baseline level this week. Chickenpox presentations remain at baseline level. One case of overseas-acquired measles was confirmed, and two cases of mumps were reported, one acquired overseas and one linked to other cases in fly-in fly-out miners to the Pilbara. No cases of rubella were reported.

Baseline levels for chickenpox and shingles presentations to SPN(WA) GPs per thousand consultations were calculated using the mean of weekly WA ASPREN data from week 1, 2010 to week 52, 2014.

The following is a summary of current Emergency Department sentinel surveillance (EDSS) data for varicella-zoster virus presentations. Baseline levels for varicella-zoster virus presentations were calculated using the mean of weekly EDIS data from week 1, 2010 to week 52, 2014.

Varicella-Zoster virus ED Presentations



Shingles presentations to sentinel EDs decreased this week, reaching baseline level; chickenpox presentations remain below baseline level.