



WEEK ENDING 14TH DECEMBER 2014

KEY POINTS

INFLUENZA AND INFLUENZA-LIKE ILLNESSES (ILI)

Summary: Influenza and non-influenza respiratory virus activity is low and at inter-seasonal levels.

- ILI presentations to sentinel general practitioners (GPs) and emergency departments (EDs) remain low.
- Routine and sentinel detections of influenza virus remain low.
- Influenza A/H3N2, influenza A/H1N1 and influenza B continue to co-circulate at low levels.
- Detections of non-influenza respiratory viruses continue to fluctuate at low levels.

GASTROENTERITIS

- Gastroenteritis presentations to sentinel GPs decreased this week, reaching levels similar to previous years.
- Gastroenteritis presentations to sentinel EDs remain well above baseline levels.
- Norovirus detections remain elevated.

VARICELLA AND VIRAL RASHES

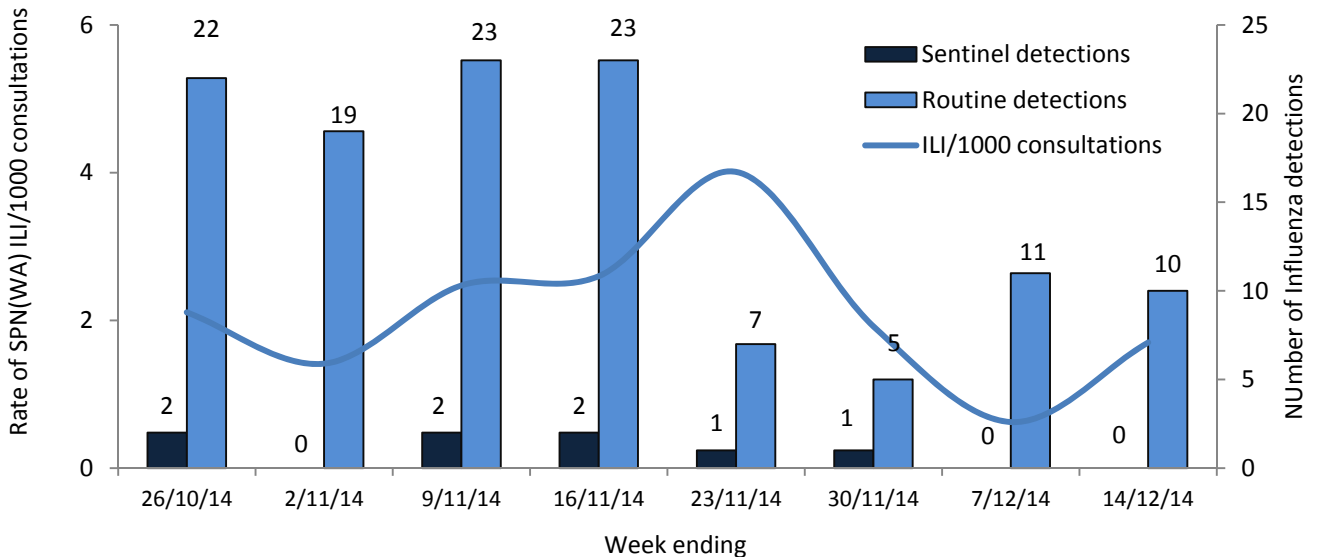
- Shingles presentations to both sentinel GPs and EDs is currently above baseline level, and chickenpox presentations to GPs are also above baseline
- Two locally acquired cases of mumps were reported, in young adult workmates with an unknown source.
- No cases of measles or rubella were reported this week.

Current and archived issues of Virus Watch http://www.public.health.wa.gov.au/3/487/3/virus_watch.pm

Virus Watch is a weekly electronic publication by the Communicable Disease Control Directorate (CDCD) and key collaborators. It provides a brief summary of General Practice and Hospital Emergency Department sentinel surveillance data on influenza-like illness, gastroenteritis and varicella-zoster disease, together with relevant laboratory information, to alert health care workers in WA to important circulating viruses. General Practice data are collected by members of the Sentinel Practitioners Network of Western Australia - SPN(WA). Emergency Department data are provided by the Emergency Department Information System (EDIS), which incorporates data from the following hospitals: Royal Perth Hospital, Sir Charles Gairdner Hospital, Fremantle Hospital, Princess Margaret Hospital, King Edward Memorial Hospital, Bunbury Hospital, Armadale Hospital, Joondalup Health Campus, Swan District Hospital and Rockingham General Hospital. Viral laboratory data are obtained from PathWest laboratories at QEII Medical Centre and Princess Margaret Hospital for Children, as well as via notification data sent by all WA laboratories to CDCD, WA Department of Health. All figures and data were accurate at time of publication, but subject to change.

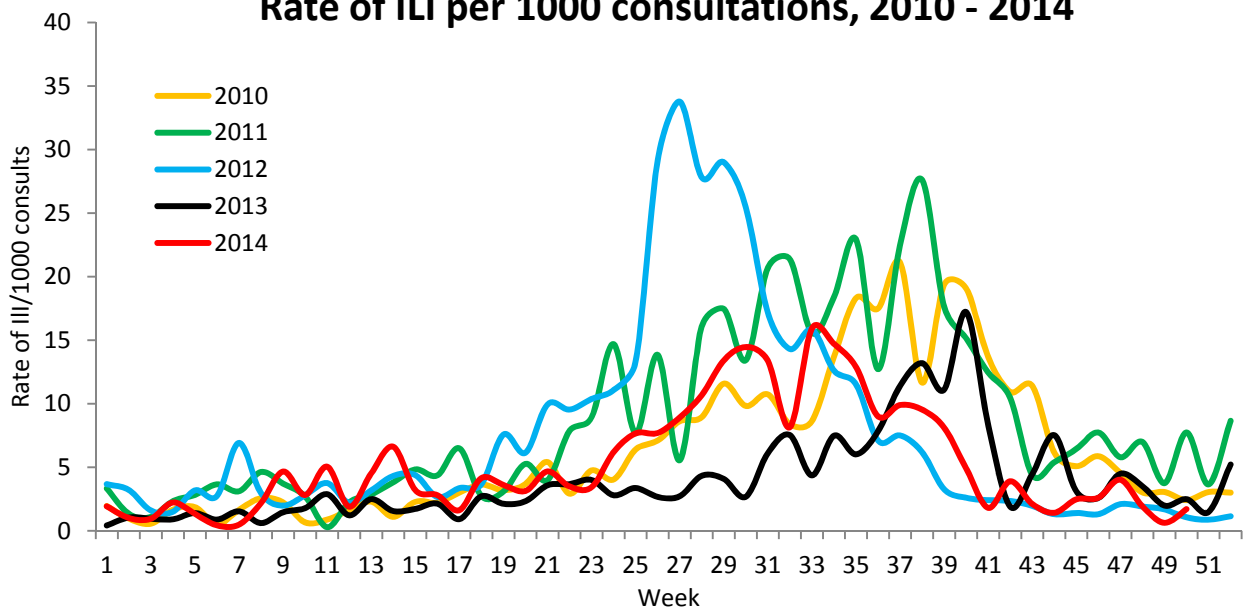
Influenza and Influenza-like Illnesses

Sentinel and Routine Influenza and Influenza-like-Illness detections



The rate of ILI seen at sentinel GPs continues to fluctuate between 0-2 ILI per 1,000 consultations. Routine detections of influenza virus remain low and there were no sentinel detections this week. Of 216 routinely collected specimens, 10 (5%) tested positive for influenza virus.

Sentinel Practitioner Network of WA - GP surveillance Rate of ILI per 1000 consultations, 2010 - 2014

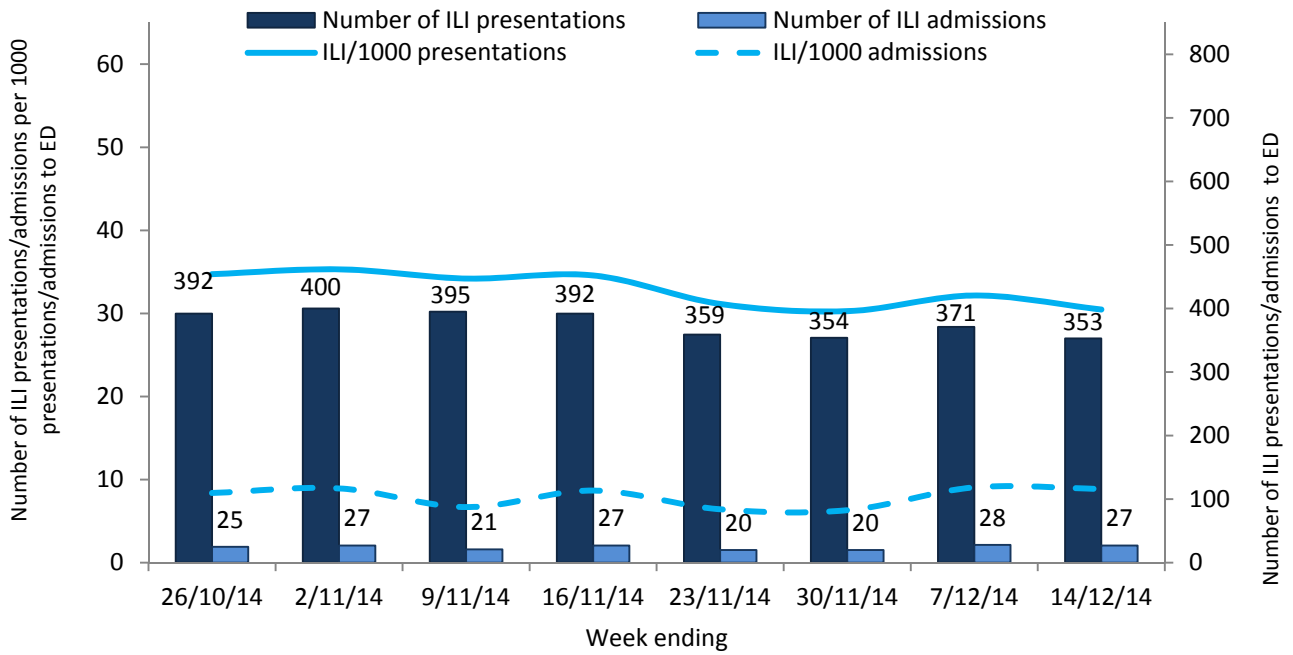


The rate of ILI presentations to SPN(WA) GPs remains low.



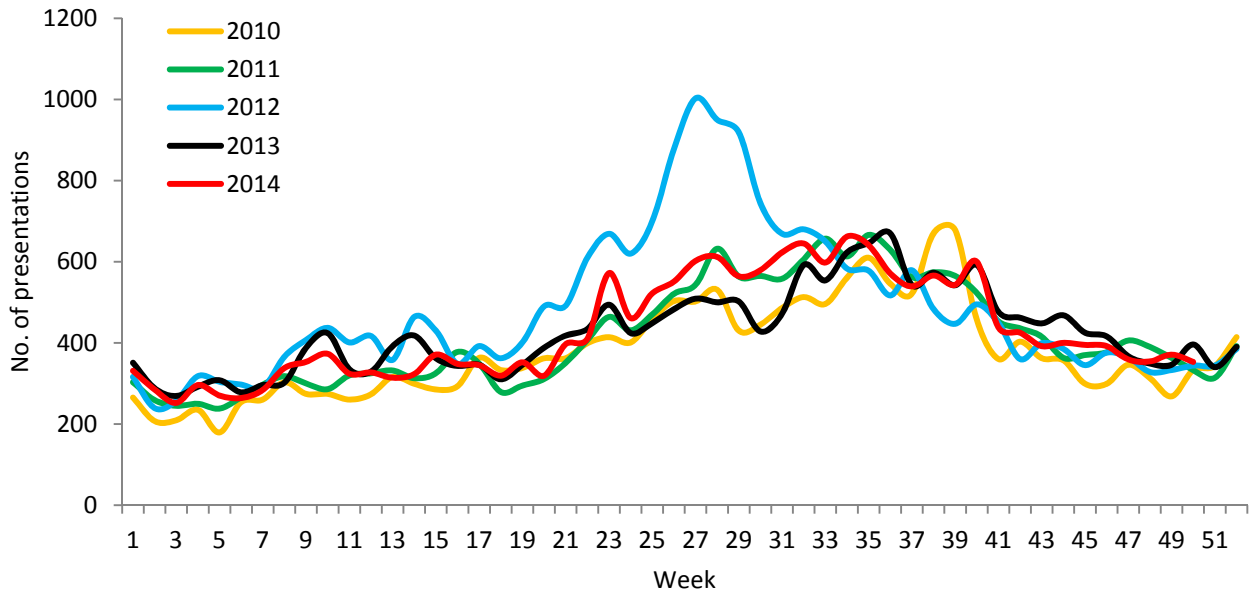
The following is a summary of current Emergency Department sentinel surveillance (EDSS) data for respiratory viral presentations.

Viral Respiratory ED Presentations and Admissions



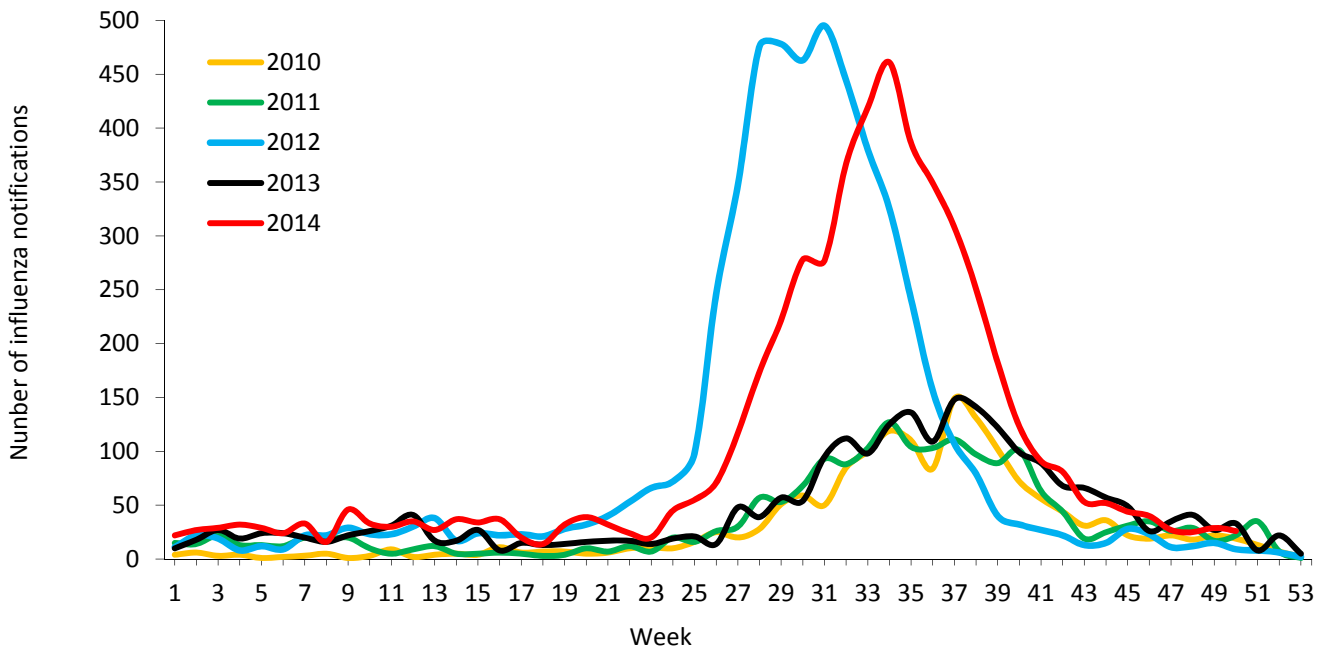
Presentations and admissions for viral respiratory illness to sentinel EDs remain low and stable.

ED Respiratory Viral Presentations, 2010 - 2014



The number of respiratory viral presentations to sentinel EDs was similar to last week and remains in the mid-range of values seen in recent years.

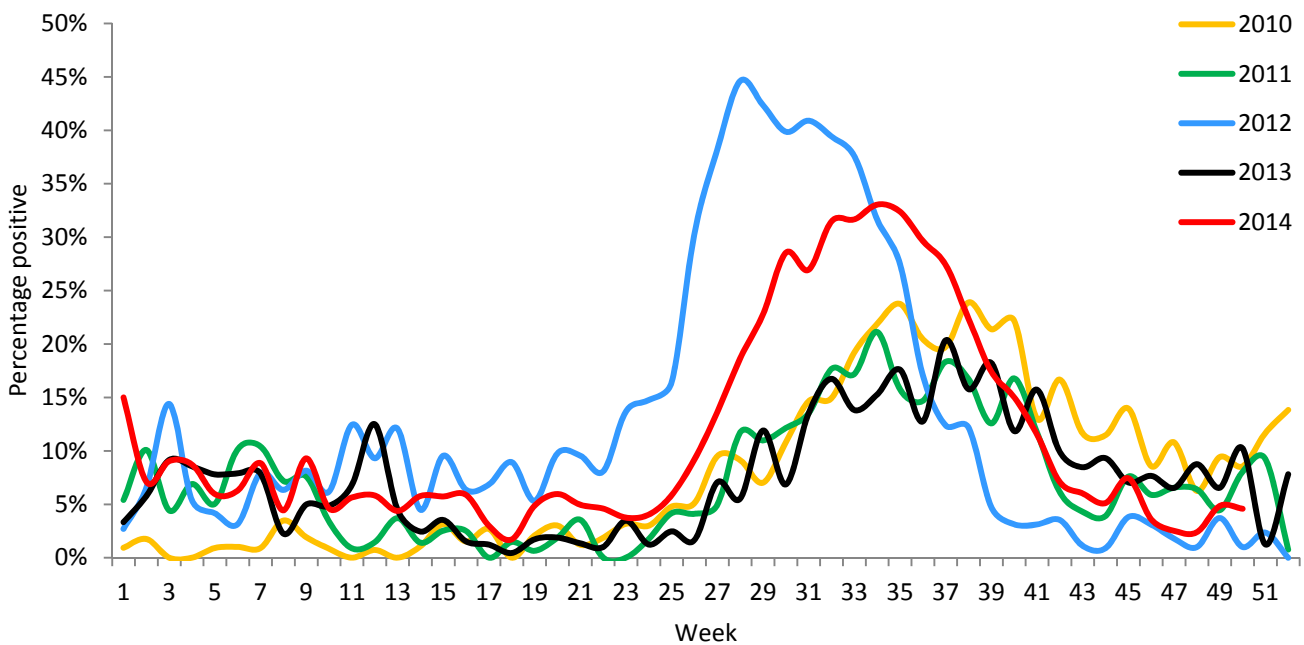
Influenza notifications in Western Australia by week, 2010 to 2014



Notifications of cases of influenza infections received by the Department of Health remain at inter-seasonal levels; 26 cases were notified this week.

The graph is a summary of all influenza notifications received by the DoH, Western Australia to the end of the current reporting week, for which cases had date of symptom onset or specimen collection between 08/12/2014 and 14/12/2014.

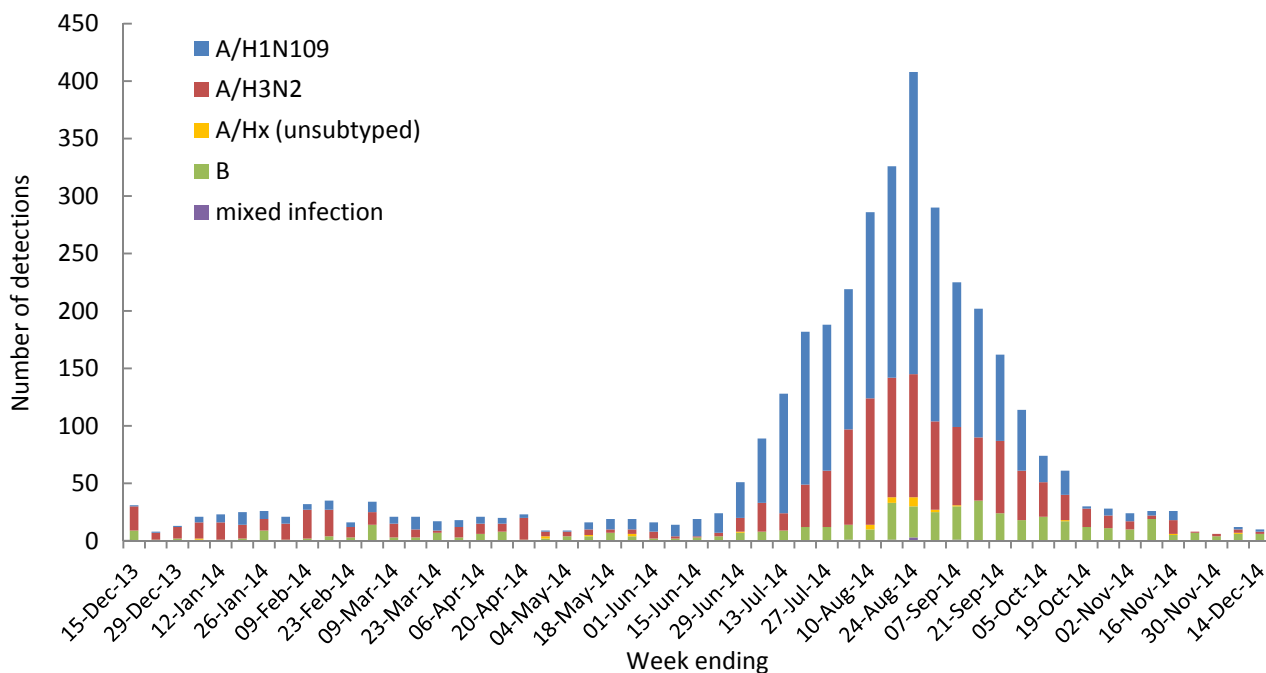
PathWest-QEII-PMH influenza percentage positive 2010 - 2014



Among samples tested at PathWest this week, 4.6% were positive for influenza virus, which is in the mid-range of levels reported at this time in recent years.



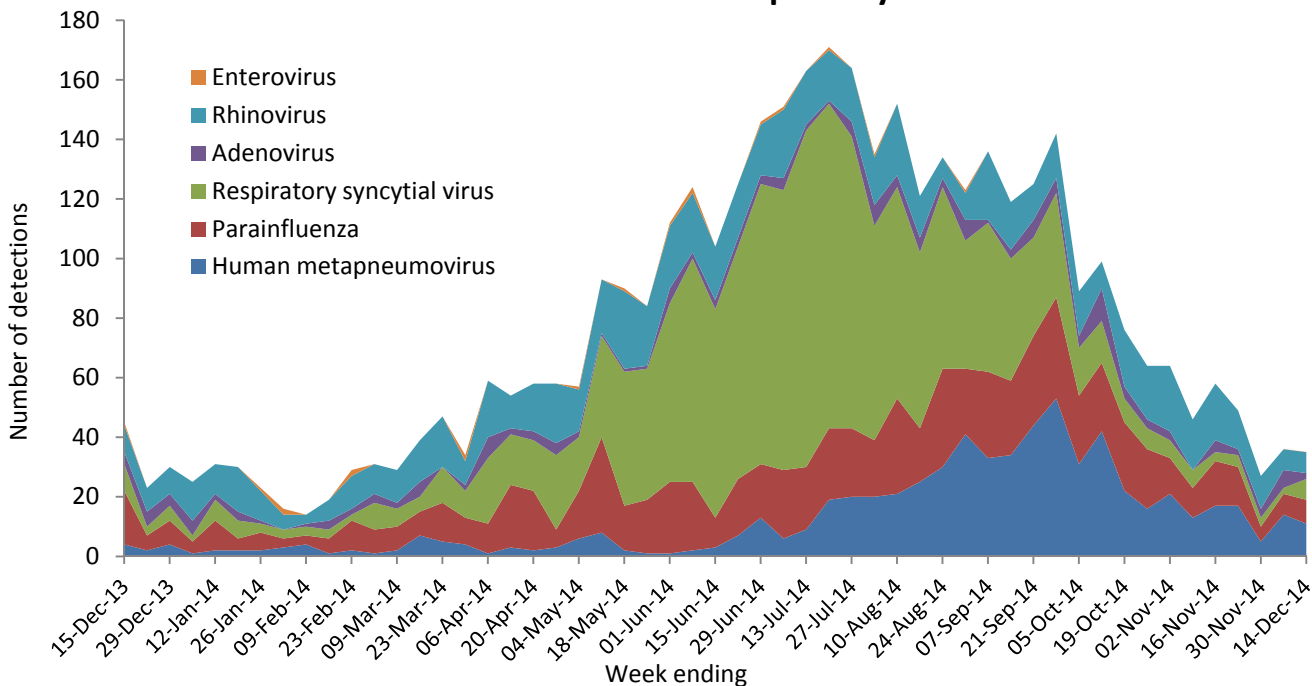
PathWest-QEII-PMH 2013-2014 influenza subtypes



Ten influenza viruses were characterised by PathWest, QEII and PMH during this reporting week, comprising 2 (20%) influenza A/H1N1, 2 (20%) A/H3N2, and 6 (60%) influenza B.

The graph is a summary of all samples that have been recorded as subtyped at PathWest QEII as of 12.01am Wednesday 17th December 2014.

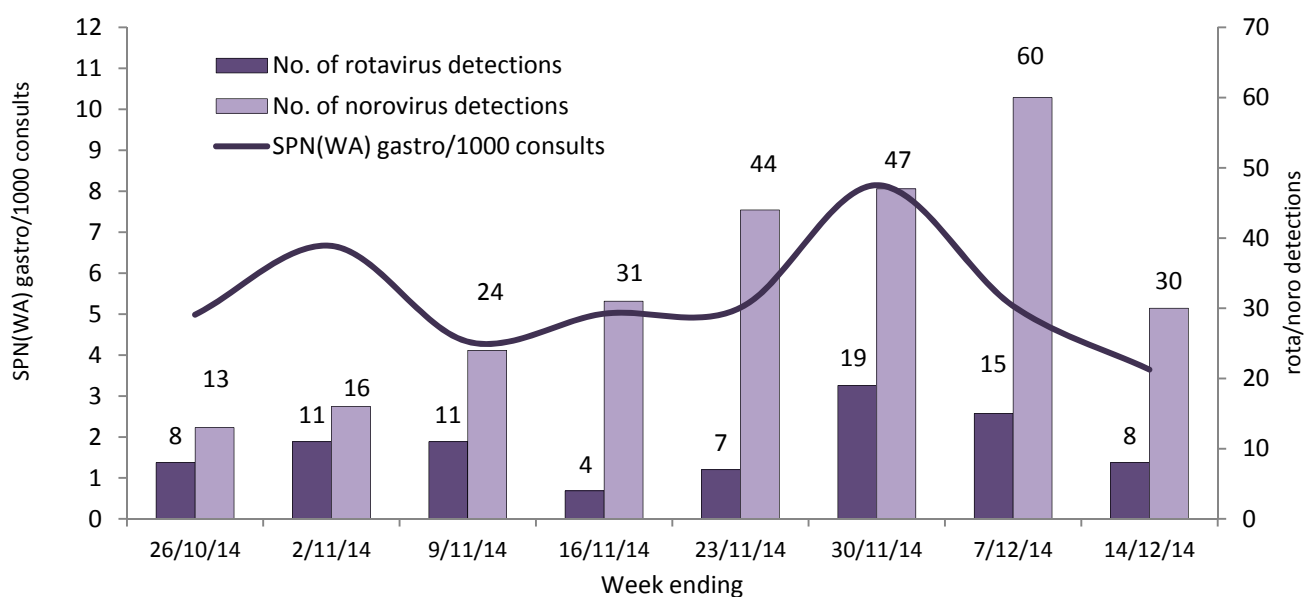
2013-2014 Non-influenza respiratory viruses



Non-influenza respiratory virus activity remains low.

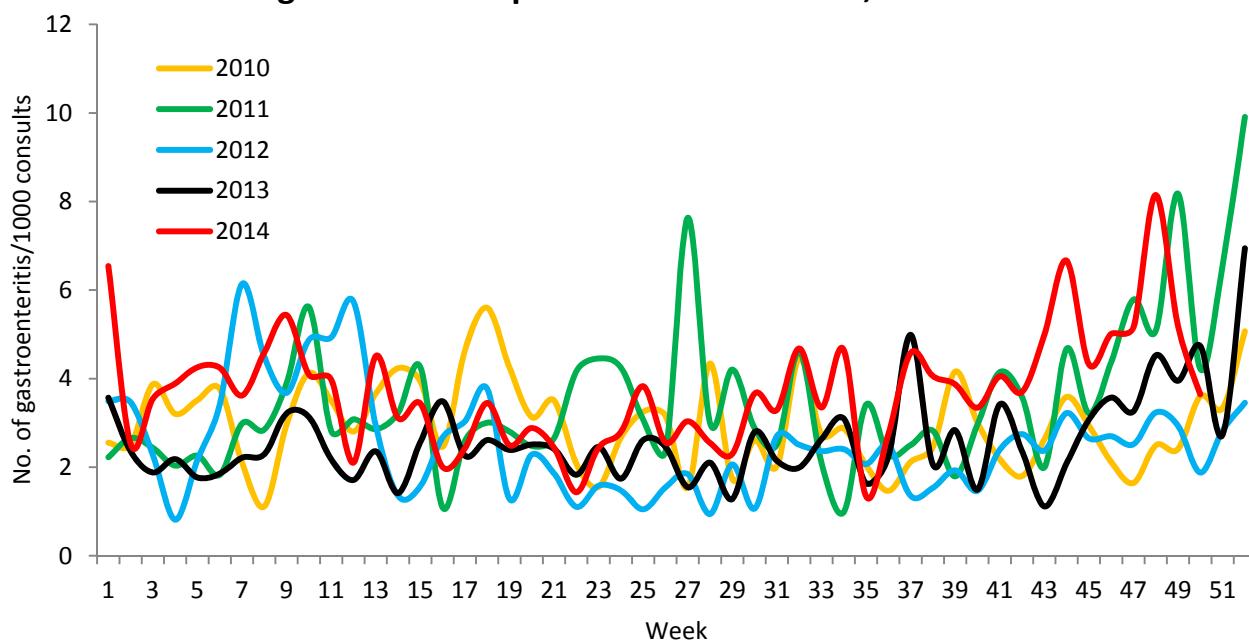
Gastroenteritis

Gastroenteritis GP Presentations



Gastroenteritis presentations to SPN(WA) GPs decreased to 3.6 per 1,000 consultations this week. Norovirus detections remain elevated; rotavirus detections declined.

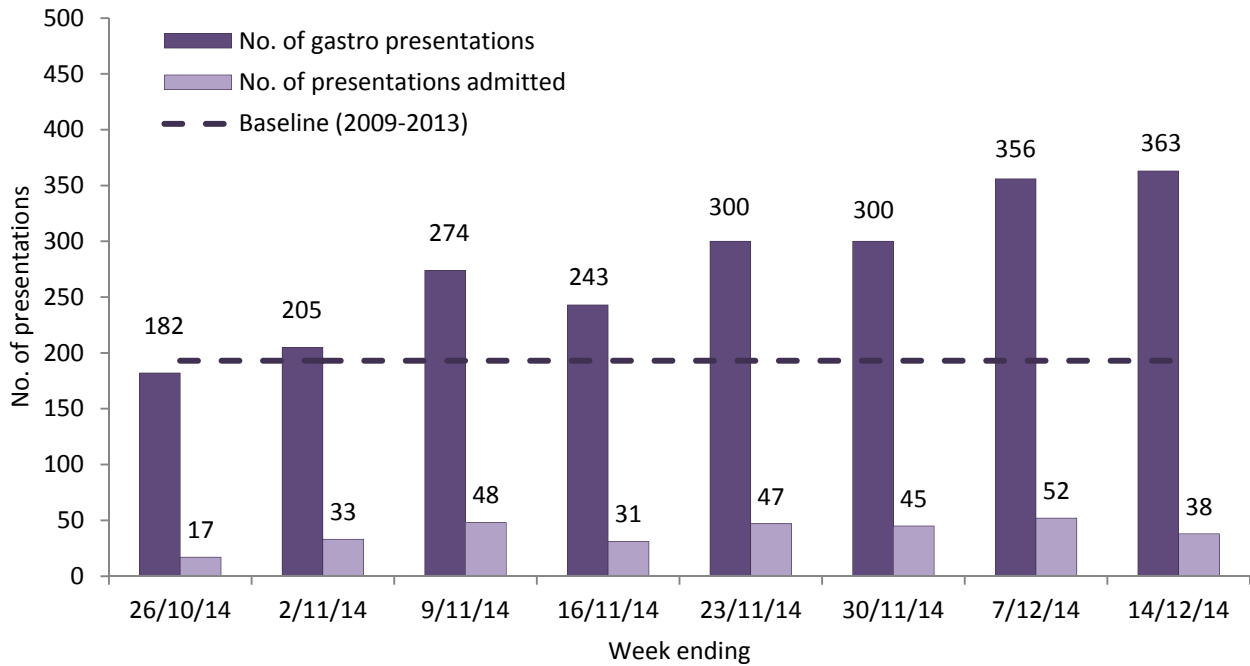
Sentinel Practitioner's Network of WA SPN(WA) - GP surveillance Rate of gastroenteritis per 1000 consultations, 2010 - 2014



The rate of gastroenteritis presentations to sentinel GPs decreased this week and is now in the mid-range of presentations seen during the same time period in recent years.

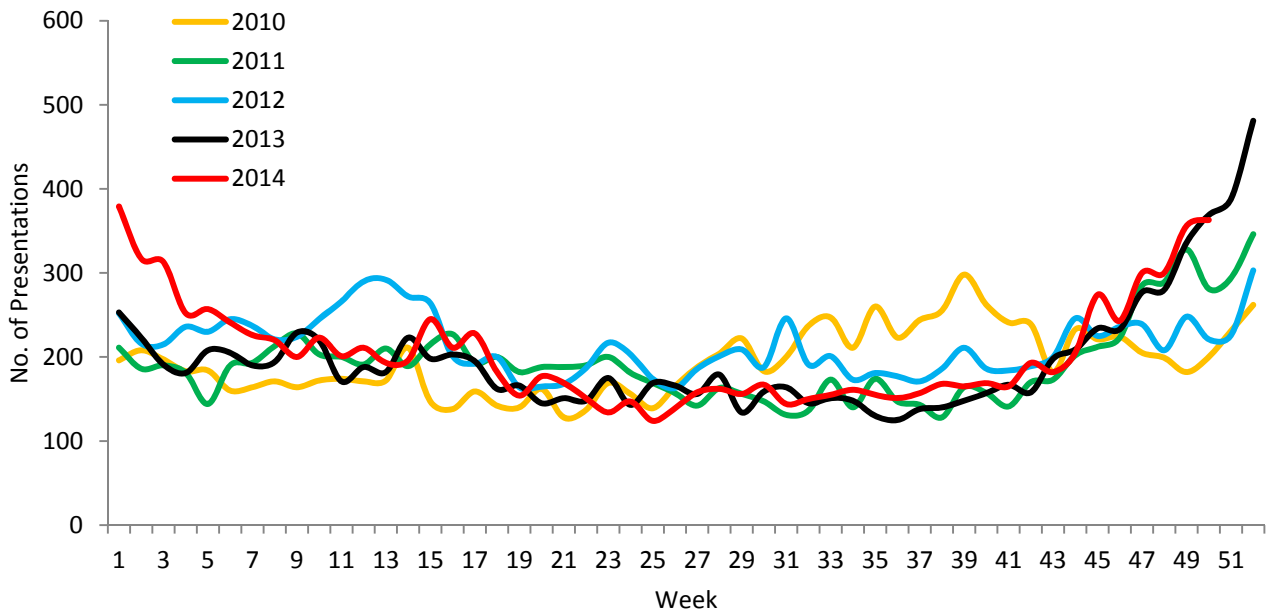
The following is a summary of current Emergency Department Sentinel Surveillance (EDSS) data for gastroenteritis presentations. Baseline levels for gastroenteritis presentations were calculated using the mean of weekly EDIS data from week 1, 2009 to week 52, 2013.

Gastroenteritis ED Presentations



Gastroenteritis presentations and admissions to sentinel EDs remain well above baseline level.

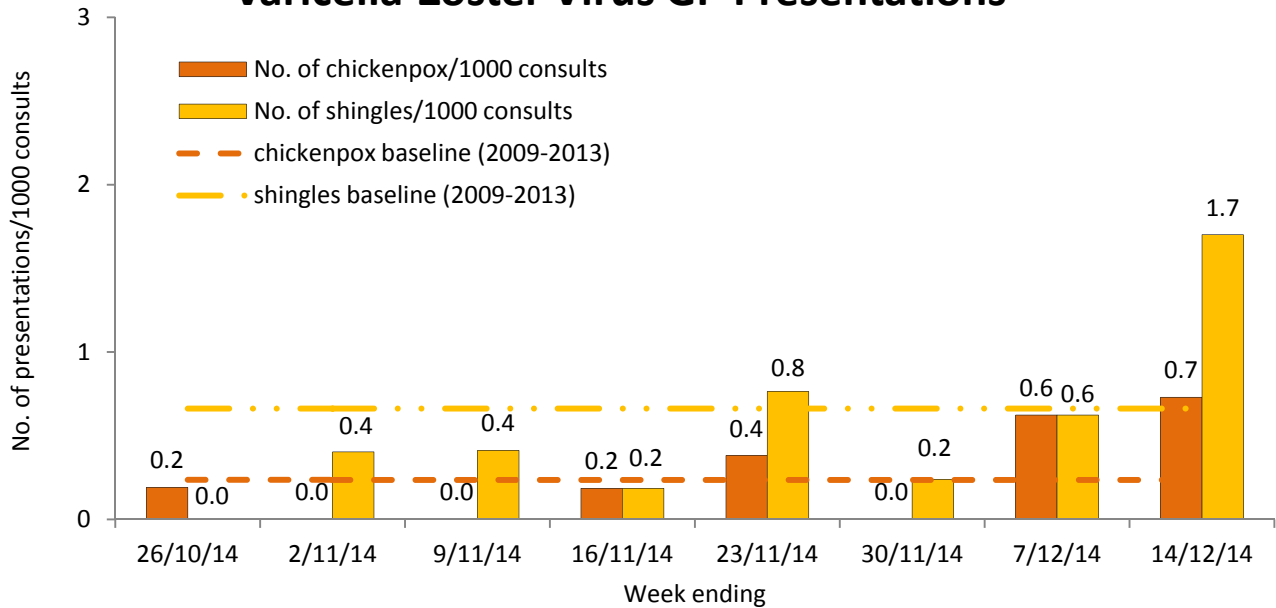
ED Gastroenteritis Presentations 2010 - 2014



The number of gastroenteritis presentations to sentinel EDs remains high compared to the number of presentations experienced at the same time period in recent years.

Viral Rashes

Varicella-Zoster Virus GP Presentations

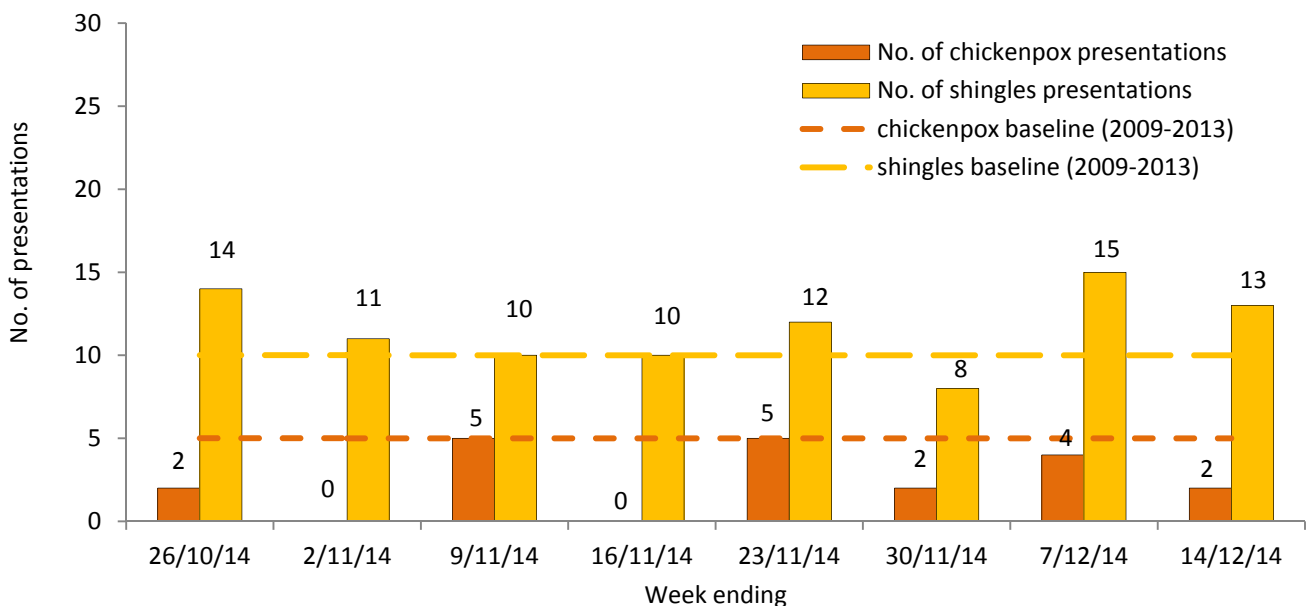


Shingles and chickenpox presentations to sentinel GPs increased this week to double baseline level. Two locally acquired cases of mumps were reported, in young adult workmates with an unknown source. No cases of measles or rubella were reported this week.

Baseline levels for chickenpox and shingles presentations to SPN(WA) GPs per thousand consultations were calculated using the mean of weekly WA ASPREN data from week 1, 2009 to week 52, 2013.

The following is a summary of current Emergency Department sentinel surveillance (EDSS) data for varicella-zoster virus presentations. Baseline levels for varicella-zoster virus presentations were calculated using the mean of weekly EDIS data from week 1, 2009 to week 52, 2013.

Varicella-Zoster virus ED Presentations



Shingles presentations to sentinel EDs remain above baseline level; chickenpox presentations remain below baseline level.